






## 201-202 Classroom Activities:


**Warm-up Review:**  Class will begin with a 5-minute review of what we have learned and talked about during the previous session. Key words in CHARACTERS or picture clues will be displayed as a reminder of the lesson. Make sure you review. You are expected to have learned the key phrases and talk in complete sentences! *The last to speak up will have to sing! Zhōngguó rén zěnmē zhème ài chàngē?*


**Online Vocabulary Flashcard:**  We will use [Vocabulary Flashcards](#) on [Chinese Link Website](#) to practice and review new words in pinyin and characters. As you and your classmates gain more fluency, we will “flash” each card FAST and see if you can keep up the pace! *Can you RAP in Chinese? Shēngzì róngyì bùróngyì, kàn nǐ zhùyì búzhǔyì! Say the phrase three times, fast!*


**Listen, Repeat & Comment:**  Students should complete online exercises under New Words from [UC Berkeley Multimedia Exercises](#) before each lesson test. We will listen to selected sentences in class and learn to give grammatically and culturally correct responses. Paired work will be assigned. Your responses may be shared in class or be recorded via YackPack for further evaluation and feedback from the instructor. *Let's Yack in Chinese!*

**Video Dialogues:**  Selected video clips accompanying the lesson topics from [Chinese Video Exercises \(CVE\)](#) and [Learn Chinese Through Video \(LCTV\)](#) will be used to facilitate role-playings and skits. What else do we learn from the authentic Beijing setting and the native “actors?” Is there a ticket conductor on every bus? Can other patients hear you when you talk to the doctor in the hospital? It is important for us to explore these contextual issues as we learn to speak the language.


**Power Point Grammar:**  Not your favorite perhaps, but we have to study PATTERNS in 2<sup>nd</sup> year Chinese. [IC Power Point](#) makes it easier and more fun! We will use it in conjunction with the Grammar and Drill sections in the IC textbook, and conclude with assignments in the IC workbook translation. *Pattern practice makes perfect!*

**Show & Tell:**  Authentic supplementary will be incorporated into every lesson. As many of you prepare to go study abroad, we will study maps, time tables, menus, signs, posters, ads and other texts one often encounters in daily travel and residence in China and Taiwan. We will also use cartoons and illustrated texts from the popular Taiwanese writer, 幾米, for dictionary practice and storytelling.

**Fun with Characters:**  Chinese are PROUD of their characters and not many read Pinyin! This is the year that you should no longer latch on to Pinyin. You should strive to READ only characters. You will continue to hone your typing skills and produce longer written work. For those who are prone to make homophone mistakes in typing, like 認識 VS 認屍, practice typing with tone marks (ren4shi4 for “to know”). Workbook offers many reading and writing exercises; some we will do in class and some will be homework.

**Karaoke MTV:**  We will learn four songs this year – not to train you to take stage with other American Idols, but to learn more about pop culture and slang phrases in China and Taiwan. Google “Idol TV Shows Breaks Records in China,” you will find American audience and their Chinese counterparts share great similarities.

**What's New? Who's In?**  Mysterious guest speakers? Zhang Yimou's latest film? Hot blogs? Tea demonstration? Qǐng nàixīn dēngdài!

**Games:**  Word Puzzle, Musical Chairs and Telephone are not the only games we will play. How about Pictionary? 20Q? Balderdash? Pit? Taboo? We may even visit the virtual world of 2<sup>nd</sup> life!